



A circular Safari of public green spaces from Hull Road to Heworth Village via local becks

WELCOME!

You can stop and start your Safari from any part of the route to fit with where you live and how much time you have. With 3 short refreshment stops, the 5km (3.5mile) trail takes about 3 hours. Longer with playground time! As part of this trail, on Saturday 28th September only, three churches are offering different types of refreshments, there is also an art display and FairTrade and Plant stalls between 10am-4pm.

Most of the route is accessible for wheelchair users and pushchairs apart from one of the paths into St Nicks. There is no wheelchair or pushchair access to Heworth Holme near Tang Hall Beck – alternative routes are suggested at these points.

We trust that everyone will respect the local green spaces. Do take care when near any roads – and cross safely. Some further details are available via the suggested web-links.

Facilities available along the way include:

Refreshments



water refilling



toilets



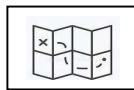
wheelchair access



play area



route guide



Plans of City Parks can be found on the council website <https://www.york.gov.uk> via

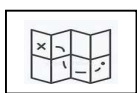
the [parks and open spaces directory](#) by entering the name of a park.

For additional accessibility information see [Heworth](#) on <https://www.accessable.co.uk>

Stay safe as you enjoy your Safari!!!

St Aelred's Church Hall, 216 Fifth Avenue, Tang Hall, York, YO31 0PN

Refreshments here to start or to end your Safari. On road and some on site carparking.



Turn left out of St Aelred's car park.
Turn left again on to Melrosegate.

Follow the road over the bridge to continue on Melrosegate for about 10 minutes (crossing over Constantine Avenue, passing Rawdon Avenue bus stop (6 / 20), crossing over Burlington Avenue, passing shops on the right). Cross over Alcuin Avenue and into [Hull Road Park](#) in front of you. There is a level, short circular walk around the grassy garden to your left. If you venture to the tennis courts, there are steps down to the lower path. From the main gates, it is a short level walk along beside Osbaldwick Beck and rockery to the little bridge – double back to return to the park gates.

Exit **Hull Road Park**, cross Alcuin Way and go a short way back along Melrosegate.

Cross the road by the bus stop for **St Nicholas' Fields (no. 20)** to go through the blue bars opposite and down on to the righthand track for 10 minutes, through the trees, to a small car park into [St Nicks](#) - Centre for Nature and Green Living, YO10 3FW.

For wheelchair / pushchair access: continue right along Melrosegate, past the shops, then turn left on to Harington Avenue. Turn left to join Rawdon Avenue into St Nick's small carpark.

Keep the car park area on your left. Take the wide track to the right and head up towards the play area. [Site description](#) with detailed maps: <https://stnicks.org.uk> or <https://seearoundbritain.com> for accessibility check.

Keep on the track to the left of the play area, following the wider cycle path as it winds through the trees for about 20 minutes. By the blue posts, **exit St Nicks** at the far end. Watch out for cyclists using route 658. **Turn left** for about 10 minutes, then take the first right off the cycle route and follow the footpath along the side of the chicken pens. Go slightly uphill to exit through the posts. You are now on **Fifth Avenue**.

Go straight across the road safely, and turn right. Take the next left turn onto **Sixth Avenue** continue for about 25 minutes (going straight across at Fourth Avenue, passing Tang Hall Primary school and Children's centre on the right and Poplar Garden flats on left, crossing Third Avenue). At the junction with Main Avenue, Sixth Avenue becomes Bull Lane.

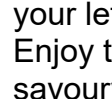
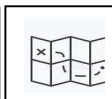
To your left, there is an entrance to [Glen Gardens](#), Heworth, YO31 0TR alongside the tennis courts just after Glen Lodge. Enjoy the gardens.



The play area is at the far end on the left behind the skate park. **Exit Glen Gardens** via the gate near the bowling green. This is opposite the East Parade shops.

Turn right, crossing Bull Lane to stay on the right hand side of East Parade for about 15 minutes towards the [churches](#) and traffic lights. Bear to the right to cross Melrosegate safely at the lights.

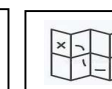
Turn right and cross Heworth Hall Drive. **Holy Trinity Church Hall**, Melrosegate, is on your left.



Enjoy the children's art exhibition and savoury snacks.

Leave Holy Trinity Church Hall and turn right back towards the traffic lights.

Keep to the right and, on Heworth Village, use the lights to cross over towards the shops and into **Heworth Methodist Church, Heworth Village**, YO31 1AE. Stay a while to enjoy the cakes whilst exploring a Fairtrade stall and a plant stall.



Exit Heworth Methodist Church, and cross Heworth Village at the lights. Sadly, the entrance to Tang Hall Beck is not easily accessible for people using wheelchairs or with pushchairs. Please return to St Aelred's via Melrosegate (30 minutes) if that was your starting place for the Safari.

Otherwise, turn left along Heworth Village for about 10 minutes (crossing over Walney Road by the pub). Turn right onto Hempland Lane. Pass the bungalows on the right, go over the bridge and, on the right, **enter Heworth Holme** by Tang Hall Beck (No wheelchair access).

Follow the left hand footpath through the wetland meadow for 15 minutes to exit Heworth Holme onto **Bad Bargain Lane**. Turn right and carefully cross over Tang Hall Lane towards the small building by the railings. There is a small swing gate through the railings. Follow the sloping path down into the **wooded area**. Keep to the path for about 10 minutes along by the Beck (keep out of the water – there are large metal flood defence/trash screens at the end where the beck goes into culverts under the road).

Keep to the track on the right and up the rise to another small swing gate. This comes out at the corner of **Fourth Avenue with Melrosegate**.

Turn left to follow Melrosegate back to **St Aelred's** (about 5 minutes).

Thank you!